

**SOUTHWEST SUBURBAN SEWER DISTRICT  
KING COUNTY, WASHINGTON**

**RESOLUTION NO. 2018-12-03**

**A RESOLUTION OF THE SOUTHWEST SUBURBAN  
SEWER DISTRICT, KING COUNTY, WASHINGTON,  
INCREASING THE DISTRICT'S MONTHLY STREET  
LIGHTING CHARGE.**

WHEREAS, pursuant to RCW 57.08.060 and RCW 57.08.081 the Board of Commissioners of Southwest Suburban Sewer District ("District") is authorized to fix rates and charges for furnishing street lighting services as deemed necessary by the District Board of Commissioners; and

WHEREAS, the District staff has reviewed the current street lighting charge and recommended that the District's current street lighting charge be increased in order to cover the rate increases adopted by Seattle City Light, and to provide for adequate reserves in the District's Street Light Fund; and

WHEREAS, after considering the recommendations of the District staff, the District Board of Commissioners has determined that a rate increase for street lighting services is necessary and appropriate; now therefore

**BE IT RESOLVED** by the Board of Commissioners of Southwest Suburban Sewer District, King County, Washington, as follows:

1. Effective January 1<sup>st</sup>, 2019, the monthly charge for street lighting services shall be increased from \$1.00 to \$2.70 per month.
2. All District resolutions, policies and procedures are hereby amended to be in accordance with this Resolution.

[Signatures on following page]

ADOPTED by the Board of Commissioners of Southwest Suburban Sewer District, King County, Washington, at the regular meeting thereof held this 18<sup>th</sup> day of December, 2018.


SOUTHWEST SUBURBAN SEWER DISTRICT  
KING COUNTY, WASHINGTON

Individual Commissioners  
Vote on Resolution

In Favor of: \_\_\_\_\_  
Opposed: \_\_\_\_\_  
Abstained: \_\_\_\_\_

\_\_\_\_\_  
William A. Tracy  
President and Commissioner

In Favor of:  \_\_\_\_\_  
Opposed: \_\_\_\_\_  
Abstained: \_\_\_\_\_

  
\_\_\_\_\_  
Scott Hilsen  
Vice President and Commissioner

In Favor of:  \_\_\_\_\_  
Opposed: \_\_\_\_\_  
Abstained: \_\_\_\_\_

  
\_\_\_\_\_  
Suzy Gonzalez  
Secretary and Commissioner

**CERTIFICATE**

I, William A. Tracy, Secretary of the Board of Commissioners of Southwest Suburban Sewer District, King County, Washington, do hereby certify that the foregoing resolution is a true and correct copy of Resolution No. 2018-12-03 of such Board, duly adopted at a regular meeting thereof held on the 18<sup>th</sup> day of December, 2018 signed by the members of such Board in attendance at such meeting and attested by myself in authentication of such adoption.



Suzy Genzale  
Secretary of the Board of Commissioners  
Southwest Suburban Sewer District


**SOUTHWEST SUBURBAN SEWER DISTRICT**  
 17840 DES MOINES MEMORIAL DR S, WA 98166

Phone 206-244-9575  
 Fax 206-433-8546  
 Website: [www.swssd.com](http://www.swssd.com)

**MEMORANDUM**

To: Ron Hall  
 From: Mesfin Mekonnen  
 Date: December 5, 2018  
 Subject: Streetlight Fund – Rate adjustment

Beginning March 1, 2016, the district had to decrease the monthly streetlight charge from \$2.70 to \$1.00 per month due to the excess funds in the King County Streetlight Fund account. Now the balance in the King County Streetlight Fund as of December 5, 2018 is \$ 8,216.80. We used all of the excess funds and need to adjust the Streetlight rate per the following analysis.



**SOUTHWEST SUBURBAN SEWER DISTRICT  
 STREET LIGHT FUND RECONCILIATION  
 FOR THE MONTH ENDED  
 AS OF NOVEMBER 30, 2018**

Discription	Dec-18	Total
Street Light Fund	\$ 8,216.80	\$ 8,216.80
Fund balance Transfer from SL to Maintenance Fund	\$ 8,216.80	\$ 8,216.80
<b>BALANCE REMAIN ON STREET LIGHT FUND</b>	<b>\$ 8,216.80</b>	<b>\$ 8,216.80</b>

**Street Light Monthly Revenue and Expense Summary**

Discription	Number of unit	Current Rate	Monthly Total
Street Light Revenue	\$ 4,933.00	1.00	\$ 4,933.00
Average Monthly Revenue per current Rate			<b>\$ 4,933.00</b>
City Light Invoice (Charge) monthly average	\$ 23,500.00	for 2 month	\$ 11,750.00
B & O Tax...Gross Street Light Revenue x .015	\$ 4,933.00	0.015	\$ 74.00
District Labor Costs.... Actual Labor 66.43 % benefits	Payroll	Various	\$ 400.00
<b>Total Average Cost of Street Light</b>			<b>\$ 12,224.00</b>


Per the above analysis the monthly Streetlight Expenses are approximately \$12,224 and we have a total of 4,933 Street Light accounts. The current bill is only a total of \$4,933 and we already used all the excess funds to cover the deficiencies. We recommend the following rate adjustment effective January 1<sup>st</sup>, 2019.

**Rate Adjustment Recommendation**

<b>Discription</b>	<b>Number of Account</b>	<b>New Rate</b>	<b>Monthly Total</b>
Street Light Revenue	4,933	\$2.70	\$ 13,319.10
			<b>\$ 13,319.10</b>
City Light Invoice (Charge) monthly average	\$ 23,500.00	for 2 month	\$ 11,750.00
B & O Tax...Gross Street Light Revenue x .015	\$ 4,933.00	0.015	\$ 74.00
District Labor Costs.... Actual Labor 66.43 % benefits	Payroll	Various	\$ 400.00
			<b>\$ 12,224.00</b>
<b>Monthly surplus fund</b>			<b>\$ 1,095.11</b>

Based on our recommendation the monthly charge for street lighting services should be increased from \$1.00 to \$2.70 (Which reinstated to the previous charge) per month.

Thanks,  
Mesfin Mekonnen



**SOUTHWEST SUBURBAN SEWER DISTRICT  
STREET LIGHT FUND RECONCILIATION  
FOR THE MONTH ENDED  
AS OF NOVEMBER 30, 2018**

Discription	Dec-18	Total
Street Light Fund	\$ 8,216.80	\$ 8,216.80
	<b>\$ 8,216.80</b>	<b>\$ 8,216.80</b>
Fund balance Transfer from SL to Maintenance Fund	\$ -	\$ -
<b>BALANCE REMAIN ON STREET LIGHT FUND</b>	<b>\$ 8,216.80</b>	<b>\$ 8,216.80</b>

**Street Light Monthly Revenue and Expense Summary**

Discription	Number of unit	Current Rate	Monthly Total
Street Light Revenue	\$ 4,933.00	1	\$ 4,933.00
Average Monthly Revenue per current Rate			<b>\$ 4,933.00</b>
City Light Invoice (Charge) monthly average	\$ 23,500.00	for 2 month	\$ 11,750.00
B & O Tax...Gross Street Light Revenue x .015	\$ 4,933.00	0.015	\$ 74.00
District Labor Costs.... Actual Labor 66.43 % benefits		Payroll Various	\$ 400.00
<b>Total Average Cost of Street Light</b>			<b>\$ 12,224.00</b>

**Rate Adjustment Recommendation**

Discription	Number of Account	New Rate	Monthly Total
Street Light Revenue	4,933	\$2.70	\$ 13,319.10
			<b>\$ 13,319.10</b>
City Light Invoice (Charge) monthly average	\$ 23,500.00	for 2 month	\$ 11,750.00
B & O Tax...Gross Street Light Revenue x .015	\$ 4,933.00	0.015	\$ 74.00
District Labor Costs.... Actual Labor 66.43 % benefits		Payroll Various	\$ 400.00
			<b>\$ 12,224.00</b>
<b>Monthly surplus fund</b>			<b>\$ 1,095.11</b>

STREET LIGHTS, ALL (SORTED BY BOOK) 12/5/2018

<u>Book #</u>	<u># of Accts with Rate 702</u>	<u># of Street Lights/ELU's</u>
2	1	
7	5	5
8	2	1
11	682	681
12	704	686
13	623	612
14	591	588
15	861	849
23	33	33
<hr/>		<hr/>
EVEN 2-3	3,502	3456

1	6	6
2	1	
3	11	11
4	2	2
17	180	188
18	4	42
19	82	1224
20	5	5
<hr/>		<hr/>
ODD 1-4-5-7	291	1478

GRAND TOTAL ACCOUNTS: 3,793

TOTAL LIGHTS:

4933  
*Number of Accounts*



# Seattle City Light Bill

G00440

Pay your bill online at [www.seattle.gov/paylightbill](http://www.seattle.gov/paylightbill)  
Questions? Visit us on the web at [www.seattle.gov/light](http://www.seattle.gov/light)  
Or call 206-684-3000 or 1-800-862-1181 (out of area calls only)

01  
CD-8  
408575748115

Account Number  
**4080000000**

SW SUBURBAN SEWER DIST  
17840 DES MOINES MEMORIAL DR S  
BURIEN WA 98148-1706

Service Address  
431 SW AMBAUM BLVD SVC ST LT

## Summary of charges as of October 31, 2018

Payments received after October 31, 2018 are not reflected.

Previous balance:	23,328.48
September 24, 2018 Payment - THANK YOU:	23,328.48 CR
Balance:	0.00
Current billing:	23,256.89
<b>TOTAL AMOUNT DUE ON November 21, 2018</b>	<b>\$23,256.89</b>

## DETAILED BILLING INFORMATION


### Electric Service

Service - From	Service Through	Previous Reading	Current Reading	kWh Multiplier	kWh Usage
Aug 31, 2018 Oct 31, 2018					
Residential LED			698.00 Unit(s)		16,479.78
Arterial HPS			6.00 Unit(s)		352.86
Arterial LED			66.00 Unit(s)		2,154.24
Decorative/Misc LED			1.00 Unit(s)		36.07
SCL maintained HPS			94.00 Unit(s)		4,098.40
SCL maintained LED			9.00 Unit(s)		135.54

Current Electric Service: 23,256.89  
**23,256.89**

CURRENT BILLING:

Charge



Rates include a 1.5 percent RSA Surcharge in effect as of August 1st, 2016

To pay by phone or to establish a pay plan, call (206) 684-3000 (Budget Billing accounts are not eligible for pay plans).

\* Rate discounts available for income eligible seniors and other customer. Call 206-684-3000.

Summer rates are in effect April 1 through September 30.

Please tear off remittance stub below and mail it with your payment in the enclosed return envelope.

Please do not write messages on the bill stub, which is machine processed.

## Seattle City Light Bill

Service Address: 431 SW AMBAUM BLVD SVC ST LT  
Account Number: 4080000000

**DUE DATE: November 21, 2018**

**TOTAL AMOUNT DUE: \$23,256.89**

Enter Amount Paid: \$ \_\_\_\_\_  
Write account number on check. Please do not send cash.



Make check payable and mail to:

SW SUBURBAN SEWER DIST  
17840 DES MOINES MEMORIAL DR S  
BURIEN WA 98148-1706



CITY OF SEATTLE  
PO BOX 35178  
SEATTLE WA 98124-5178

14080000000800000002325689